



Vertafore®

Unleash your potential

ReferenceConnect Version 6.0 Release Notes

Find Content Easier and Quicker

Shane Watts, Product Manager

4/20/2012

Table of Contents

- Summary 2
- ReferenceConnect New Look..... 3
- New Features and Design Elements 4
 - Global Navigation Bar 4
 - Primary Navigation Bar 4
 - Breadcrumbs Navigation 4
 - Library Navigation..... 4
 - Quick Links Area..... 5
 - News and Featured Content Carousel..... 5
 - Learning Page..... 6
 - Modular Trainig Videos Page..... 6
 - Home Page Personalization 6
- System Requirements 7
 - Browser Version Support Information 7
 - Screen Resolution 7

Summary

Vertafore is pleased to announce the release of ReferenceConnect version 6.0. It includes all the tools customers are accustomed to using, plus added feature enhancements in layout, navigation and product training that make it easier to find content quickly. The purposes of this redesign are to increase ease-of-use as well as make ReferenceConnect look and feel like other Vertafore products.

Key Enhancements			
Description	Benefits	Type	Target
Navigation – Tabbed primary navigation bar	Allows users to move quickly from one area of ReferenceConnect to another.	Enhancement	Agency and Carrier Users
Navigation – “Breadcrumbs”	Dynamic links show users the path they took to arrive at a page.	Enhancement	Agency and Carrier Users
Design – Better spacing, clearer labeling, improved flow	Enable users to visually find what they’re looking for easier and faster.	Enhancement	Agency and Carrier Users
News and Featured Content – A rolling loop of news, training videos and featured content	Highlight new and valuable content, as well as presenting the latest industry news.	Enhancement	Agency and Carrier Users
Learning Page – A section that includes modular training videos.	Enables new ReferenceConnect users to ramp-up quickly by micro-consuming just the information they need.	Enhancement	Agency and Carrier Users
Personalization – Expandable/collapsible sections on the Home page	Enables user to personalize and simplify their Home page by collapsing sections that are not relevant to what they do.	Enhancement	Agency and Carrier Users

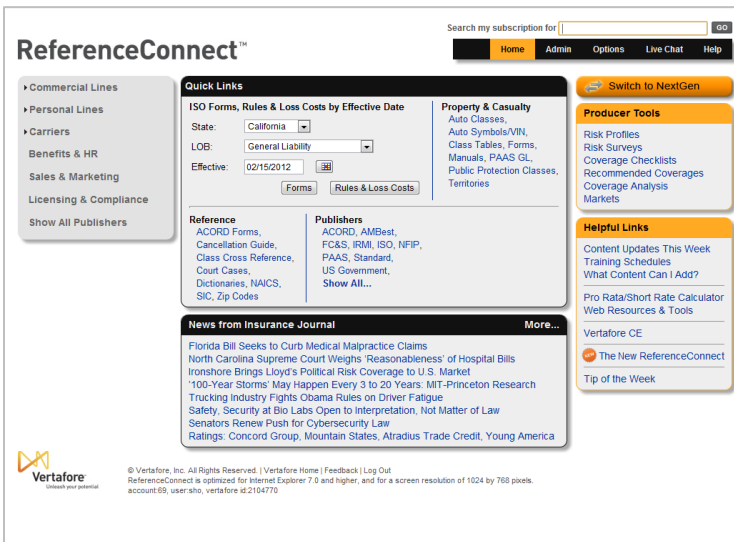
ReferenceConnect New Look

Beginning April 20, ReferenceConnect will have a new look, which will be available to the majority of current customers. The new look will be available 30-60 days after April 20 for agencies with access to carrier content via ReferenceConnect. Vertafore will schedule individual update times for carriers who publish content into ReferenceConnect.

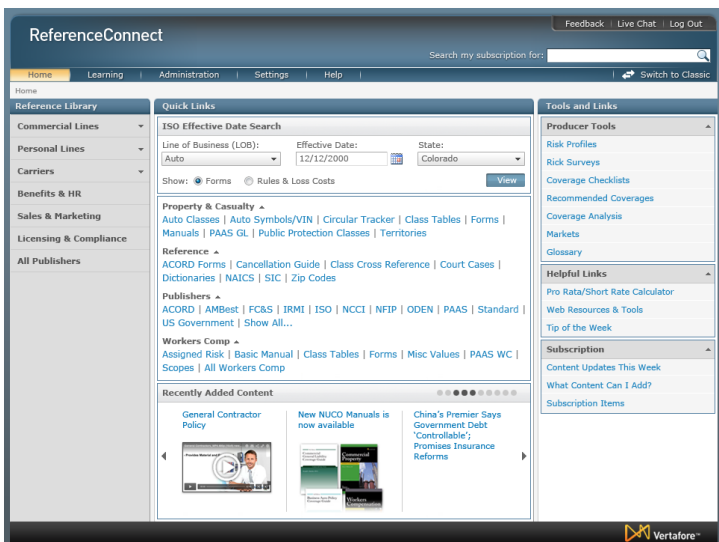
During the initial roll-out, ReferenceConnect current look will still be available during a 30-day window via a toggle button that allows users to easily switch between the current and new look.



ReferenceConnect Current Look



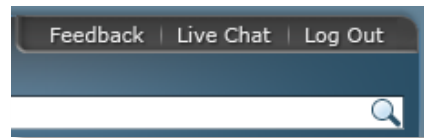
ReferenceConnect New Look



New Features and Design Elements

Global Navigation Bar

A three button Global Navigation bar has been added in the top-right of ReferenceConnect (above the Search box). This allows users to provide feedback to Vertafore, chat with a live Customer Support agent or logout of ReferenceConnect.



Primary Navigation Bar

A Primary Navigation bar is now located at the top-left of ReferenceConnect. Depending on a user's administrative privileges, the Primary Navigation bar will contain a tab for the Home, Learning, Administration, Settings and Help pages.



To the far-right side of the Primary Navigation bar is a **Logged in as** indicator. You can view your Vertafore ID (for support purposes) by hovering your mouse over this Logged in as area.

Breadcrumb Navigation

Breadcrumbs let you know where you are in the ReferenceConnect library. They also allow you to copy the URL of the page you're on to the pasteboard.

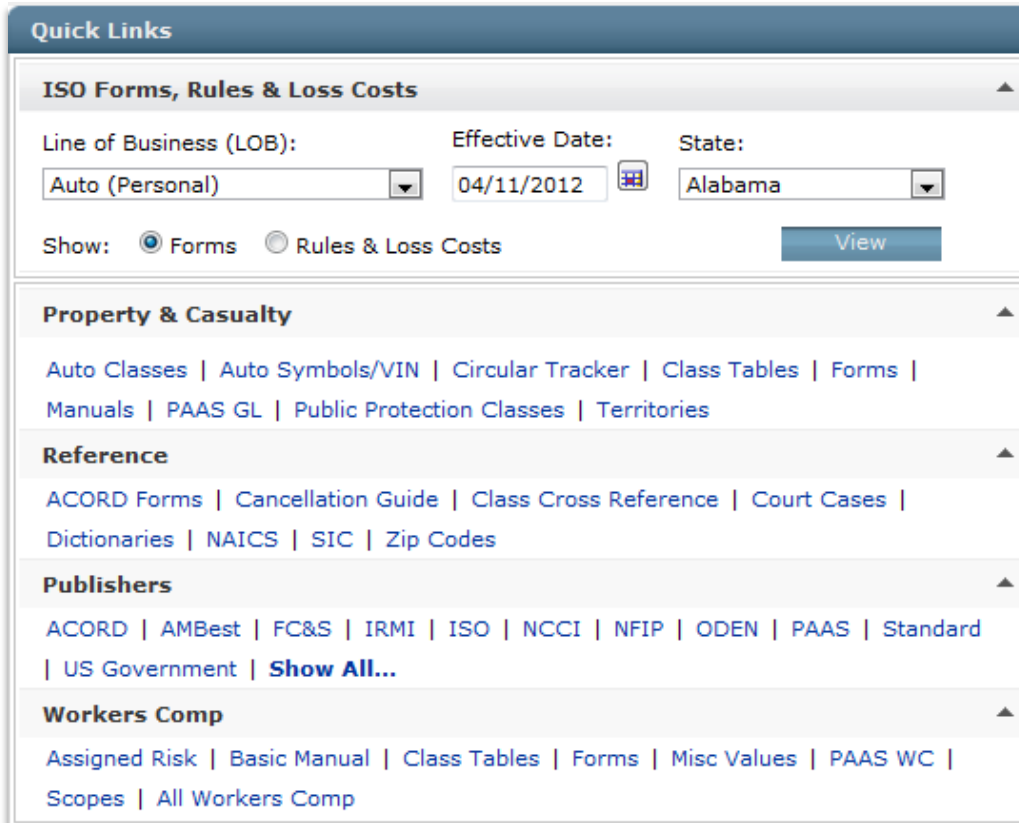


Library Navigation

As with the previous version, the accordion-style library navigation is located along the left side of all pages in ReferenceConnect. The new version enhances the navigation experience by optimizing spacing between links and making selection indicators more visually distinct.

Quick Links Area

The Quick Links area features multiple design enhancements that increase usability. The Effective Date search box has been redesigned for ease-of-use. The link groupings have been stacked in a straight vertical line that allows the eye to scan from top to bottom. Space and separators have been added around each link to make it easy to find the link you're looking for.



The screenshot shows a 'Quick Links' panel with a dark blue header. Below the header, there are three filter sections: 'Line of Business (LOB)' with a dropdown menu set to 'Auto (Personal)', 'Effective Date' with a text input '04/11/2012' and a calendar icon, and 'State' with a dropdown menu set to 'Alabama'. Below these filters are radio buttons for 'Forms' (selected) and 'Rules & Loss Costs', and a 'View' button. The main content area is divided into five sections, each with a title and a list of links: 'ISO Forms, Rules & Loss Costs', 'Property & Casualty', 'Reference', 'Publishers', and 'Workers Comp'. Each section has a small upward-pointing triangle icon on the right side.

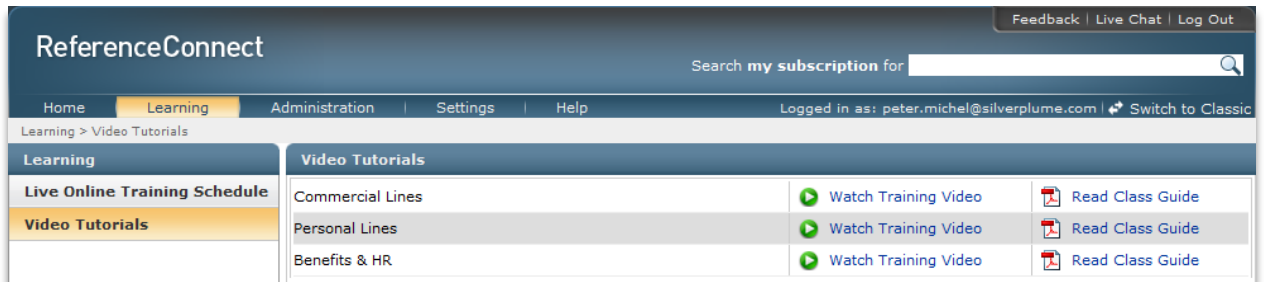
News and Featured Content Carousel

The area formerly known as the Insurance Journal News box has been replaced by a dynamic media carousel that automatically (or manually) advanced panes of news and featured content. The Tip of the Week has also been moved here.



Learning Page

Product training content and information—formerly accessed via the Help page, has now been given its own page and corresponding tab in ReferenceConnect’s Primary Navigation. By surfacing this content, ReferenceConnect’s new look helps you gain greater value by fully leveraging the product.

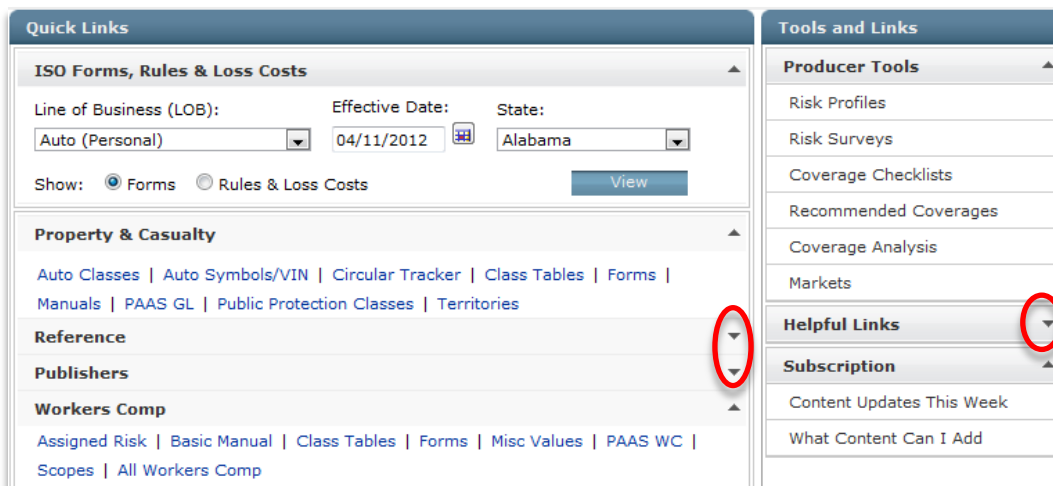


Modular Training Videos

Video training has been redone and the end-to-end video recordings have been upgraded to topical groupings of sequential, modular training videos. This modular training approach allows you to watch the full video series, or just the segments of interest to you.

Home Page Personalization

Many sections on the Home page are now collapsible (and expandable). This allows you to customize your view of the ReferenceConnect homepage by showing only those sections that you use frequently for work and collapsing those that are not relevant to you. Personalizing your Home page in this way helps you find what you need quicker and easier. Collapsed sections can be expanded again at any time.



System Requirements

Browser Version Support Information

ReferenceConnect is supported on the following browsers:

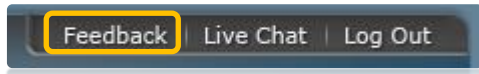
- Internet Explorer (IE) version 7 and higher. Note that IE 6 is no longer supported—customers on this version should upgrade their browser.
- The latest version of Firefox
- The latest version of Chrome
- The latest version of Safari

Screen Resolution

Vertafore gives the following screen resolution guidelines for ReferenceConnect v6.0:

- 1024 x 768 (minimum)
- 1280 x 1024 (recommended)

Feedback



We need your feedback to ensure we are working on what is most important to you! Please use the link on the top right of ReferenceConnect pages to let us know what you think.

Questions

If you encounter any problems or have any questions concerning this release, please contact Vertafore Customer Support at **800 – 444 – 4813**.